

# NOISEASH

A U D I O T O O L S

## HEATER

### USER GUIDE



PALMARY  
COLLECTION

## TABLE OF CONTENTS

GENERAL LICENSING AGREEMENT .....	3
1. INTRODUCTION .....	4
1.1. WELCOME.....	4
1.2. ABOUT HEATER.....	5
1.2.1. SPECIFICATIONS.....	5
1.2.2. MINIMUM SYSTEM REQUIRMENTS.....	6
1.2.2.1. WINDOWS .....	6
1.2.2.2. MAC .....	6
1.3. ABOUT PALMARY COLLECTION .....	7
2. INSTALLATION .....	8
2.1. WINDOWS .....	<b>Hata! Yer işareti tanımlanmamış.</b>
2.2. MAC.....	<b>Hata! Yer işareti tanımlanmamış.</b>
3. LICENSE ACTIVATION.....	8
3.1. DEMO MODE NOTICE .....	9
3.2. LICENSE ACTIVATION.....	10
4. INTERFACE AND CONTROLS .....	12
4.1. PRESET BROWSER SYSTEM.....	12
4.2. MAIN INTERFACE.....	15
4.3. OTHER GENERAL FEATURES .....	17
4.4. UNIT STRUCTURE DIAGRAM.....	17
5. CREDITS .....	18



## GENERAL LICENSING AGREEMENT

BY INSTALLING OR PURCHASING ANY NOISEASH, INC. PRODUCT; YOU ACCEPT THE FOLLOWING PRODUCT LICENSE AGREEMENT:

### TERMS

NOISEASH, INC. PRODUCES CREATIVE TOOLS FOR MUSICIANS, PRODUCERS AND DJ'S. PRODUCT TYPES AND SERVICES ARE: VST, AU & AAX AUDIO PLUGINS / VIRTUAL INSTRUMENTS, STANDALONE APPLICATIONS, PRESET / SOUND / INSTRUMENT LIBRARIES FOR SAMPLERS OR SYNTHESIZERS, DAW TEMPLATES AND GHOST PRODUCTION SERVICES. THIS LICENSE AGREEMENT IS EFFECTIVE FROM THE MOMENT THE PRODUCT IS INSTALLED BY ANY MEANS. THE LICENSE WILL REMAIN IN FULL EFFECT UNTIL TERMINATION. THE LICENSE IS TERMINATED IF YOU BREAK ANY OF THE TERMS OR CONDITIONS OF THIS AGREEMENT, OR REQUEST A REFUND FOR ANY REASON. UPON TERMINATION YOU AGREE TO DESTROY ALL COPIES AND CONTENTS OF THE PRODUCT AT YOUR OWN EXPENSE.

### REQUIREMENTS

EACH PRODUCT HAS ITS OWN REQUIREMENTS AND SPECIFICATIONS. BEFORE PURCHASING ANY PRODUCTS; PLEASE SEE THE PRODUCT PAGE WHICH HAS A SPECIFICATION AND INSTALLATION REQUIREMENT LIST FOR BOTH MAC AND PC USERS. ALL MAJOR WEB BROWSERS (IE, GOOGLE CHROME, FIREFOX, SAFARI) ARE SUPPORTED FOR DOWNLOADING THE PRODUCTS.

### LICENSE GRANT

THE LICENSE FOR THIS PRODUCT IS GRANTED ONLY TO A SINGLE USER. ALL SOUNDS, SAMPLES, GRAPHICS OR SOURCE CODES IN THIS PRODUCT ARE LICENSED, BUT NOT SOLD, TO YOU BY NOISEASH, INC. FOR COMMERCIAL AND NON-COMMERCIAL USE IN MUSIC, SOUND-EFFECT, AUDIO/VIDEO POST-PRODUCTION, PERFORMANCE, BROADCAST OR SIMILAR FINISHED CONTENT CREATION AND PRODUCTION USE. NOISEASH, INC. ALLOWS YOU TO USE ANY OF THE SOUNDS AND SAMPLES IN THE LIBRARY(S) YOU'VE PURCHASED FOR COMMERCIAL RECORDINGS WITHOUT PAYING ANY ADDITIONAL LICENSE FEES OR PROVIDING SOURCE ATTRIBUTION TO NOISEASH, INC. THIS LICENSE EXPRESSLY FORBIDS ANY UNAUTHORIZED INCLUSION OF CONTENT CONTAINED WITHIN THE PURCHASED NOISEASH LIBRARY, OR NOISEASH, INC. LIBRARY/SOFTWARE, INTO ANY OTHER SAMPLE INSTRUMENT OR LIBRARY OF ANY KIND, WITHOUT OUR EXPRESS WRITTEN CONSENT. THIS LICENSE ALSO FORBIDS ANY RE-DISTRIBUTION METHOD OF THIS PRODUCT, OR ITS SOUNDS, THROUGH ANY MEANS, INCLUDING BUT NOT LIMITED TO, RE-SELLING, TRADING, SHARING, RE-SAMPLING, MIXING, PROCESSING, ISOLATING, OR EMBEDDING INTO SOFTWARE OR HARDWARE OF ANY KIND, FOR THE PURPOSE OF RE-RECORDING OR REPRODUCTION AS PART OF ANY FREE OR COMMERCIAL LIBRARY OF MUSICAL AND/OR SOUND EFFECT SAMPLES AND/OR ARTICULATIONS, OR ANY FORM OF MUSICAL SAMPLE OR SOUND EFFECT SAMPLE PLAYBACK SYSTEM OR DEVICE. LICENSES CANNOT BE TRANSFERRED TO ANOTHER ENTITY, WITHOUT WRITTEN CONSENT OF NOISEASH, INC.

### RIGHTS

NOISEASH, INC. RETAINS FULL COPYRIGHT PRIVILEGES AND COMPLETE OWNERSHIP OF ALL RECORDED SOUNDS, INSTRUMENT PROGRAMMING, DAW TEMPLATE SAMPLES / LOOPS / MELODIES, DOCUMENTATION AND MUSICAL PERFORMANCES INCLUDED IN DEDICATED PURCHASED PRODUCTS.

### REFUNDS

DOWNLOADED LIBRARIES / SOFTWARES / DAW TEMPLATES CAN'T BE RETURNED, SO WE CAN'T PROVIDE REFUNDS. WE MAY CHOOSE DO SO AT OUR OWN DISCRETION, BUT PLEASE BE AWARE THAT AS SOON AS YOU'VE DOWNLOADED IT, YOU CAN'T RETURN IT.

### RESPONSIBILITY

USING THIS PRODUCT AND ANY SUPPLIED SOFTWARE IS AT THE LICENSEE'S OWN RISK. NOISEASH, INC. HOLDS NO RESPONSIBILITY FOR ANY DIRECT OR INDIRECT LOSS ARISING FROM ANY FORM OF USE OF THIS PRODUCT.

### VIOLATION

THIS PRODUCT USES A FORM OF COPY PROTECTION, USERSPECIFIC WATERMARKING. USERS WHO ATTEMPT TO CIRCUMVENT THIS COPY-PROTECTION SYSTEMS OR OTHERWISE VIOLATE THE TERMS OF THIS LICENSING AGREEMENT ARE SUBJECT TO CRIMINAL AND CIVIL PENALTIES AND LIABLE FOR MONETARY DAMAGES. IF YOU'VE DONE ANY SAMPLING OR SOFTWARE PROGRAMMING THAT COMES WITH IT, YOU KNOW THAT IT IS VERY HARD WORK. REMEMBER, THE MORE YOU SUPPORT US, THE MORE AWESOME LIBRARIES AND SOFTWARES WE CAN AFFORD TO MAKE FOR YOU.

### PURCHASING PROCESS AND PRIVACY POLICY

AVAILABLE PAYMENT METHODS ARE CREDIT / DEBIT CARDS AND OTHER PAYMENT WAYS THAT ARE DECLARED IN SSL CERTIFICATED <https://www.noiseash.com/> OFFICIAL WEBSITE OF NOISEASH, INC. THERE IS NO PERIODIC WITHDRAWALS FROM A CARD. THE PURCHASING PROCESS IS ONE TOTAL PAYMENT. AFTER PURCHASING, THE SPECIAL DOWNLOAD LINK OF THE PRODUCT WILL BE GIVEN TO THE CUSTOMER BY E-MAIL THAT CUSTOMER TYPES ON THE CHECKOUT PAGE FORM. IF THERE IS A PROBLEM ABOUT PROVIDING LINKS; CONTACT MAIL IS: [SUPPORT@NOISEASH.COM](mailto:SUPPORT@NOISEASH.COM)

USE OF THIS SITE REQUIRES PERSONAL DATA PROCESSING OF A CLIENT IN THE FOLLOWING MATTER: FIRST NAME, LAST NAME, E-MAIL. DATA WILL BE PROCESSED BY: NOISEASH, INC. COMPANY IN A WAY THAT IS CRUCIAL TO AGREEING ON A CONTRACT, AS WELL AS ITS FULFILLMENT AND DIRECT MARKETING PURPOSES OR FOR SERVICES PROVIDED BY NOISEASH, INC. COMPANY, HEREBY A CLIENT HAS THE RIGHT TO DECLINE THE RIGHT TO PROCESSING HIS DATA IN THIS MANNER. A CLIENT HAS THE RIGHT TO SEE THE CONTENT OF HIS DATA AND ANY CORRECTIONS MADE TO IT. SHARING OF INFORMATION IS VOLUNTARY, HOWEVER, AT THE SAME TIME IT IS CRUCIAL TO USING THIS SITE.



# 1. INTRODUCTION

## 1.1. WELCOME

Thank you for choosing NoiseAsh! In order to get the most out of your software features, please take the time to read through this manual.

As all of the other NoiseAsh products, we'd put all our effort, energy, team synergy and love to get this beauty for giving artists what they need.

We hope you will enjoy this beauty as much as we do!

Please don't hesitate to contact our support team, [support@noiseash.com](mailto:support@noiseash.com)

With Music & Love....

NoiseAsh Team

## 1.2. ABOUT HEATER

Every track needs some analog warmth & character. Making a weak-cold-lost track roar is the special magic. The name says it all; Heater is a high-quality digital simulation of one of the most powerful EQ based analog-style saturation tone shaper. It heats the signal with giving fat, colored, gritty, dirty or crystal clear tones to your tracks.

Simplified controls allows you to reach the result that you've ever looking for very quickly. With Stereo Widener, LP-HP filter and Dry/Wet settings, the total control will be in your hands.

Adding true high quality analog character to your tracks is so easy now. You can use it on every track and every situation without any doubt. Beef your vocals, guitars, basses, drums, other acoustic instruments and even master channels up! You can re-produce every style from fat warm basses and shining bright vocals to boomy devastated drums and huge synth leads.

Put your tracks to oven with Heater; so your life will be better.

### 1.2.1. SPECIFICATIONS

- NoiseAsh's Magical, Fast & High Definition DSP Engine
- Vintage Analog saturation with Drive mode
- Special Analog Harmonic Distortion
- Stereo Expander
- Solid State (Type I) and EQP1A (Type II) Analog EQ Models for Low and High Gain with 4 Frequency ranges.
- LP & HP Filters
- Simplified controls, lot's of creative possibilities.
- Resizable GUI
- Friend of CPU

## 1.2.2. MINIMUM SYSTEM REQUIRMENTS

### 1.2.2.1. WINDOWS



- Intel I3 2ghz / AMD Athlon 64 X2 or above
- Windows 7 64 bit or above
- 4 gb ram / 2 GB free space on system drive
- VST / AAX host (supports both 32 bit & 64 bit platforms)
- Min. 1024x768 Screen Resolution (1280x1024 / 1600x1024 Recommended)
- Ability to download (Included: VST 32 bit, VST 64 bit, AAX 32 bit, AAX 64 bit versions)

### 1.2.2.2. MAC



- Intel I3 2ghz or above
- OS X 10.9.5 Mavericks and above
- 4 gb ram / 2 GB free space on system drive
- VST / AU / AAX host
- Min. 1024x768 Screen Resolution (1280x1024 / 1600x1024 Recommended)
- Ability to download (Included: VST, AU, AAX versions)

### 1.3. ABOUT PALMARY COLLECTION

Welcome to the world of palmary plugins. This processor is a member of the Palmary Collection series.

Palmary Collection is an elite production tool series for producers / musicians / mixing & mastering engineers. There are lots of great and useful plugins in this bundle set. We will also keep updating and adding new products on this series.

With the latest DSP technology, there are endless possibilities to get the highest sound quality. In order to give the users what they need, we've built a large customer feedback database. We've put our knowledge & hard work on designing this bundle for helping users to find the most professional, simple, creative, effective and ready to use solutions. You will find lots of true high quality, intelligent, fast and analog reality solutions in this series. As well as a total bundle set, the plugins in this collection are available individually too. Without putting any effort; professional mixing and mastering with having fun, is so easy now!


If you haven't tasted other yummy Palmary Plugins yet, Go Get Now! <https://www.noiseash.com/>



**PALMARY**  
COLLECTION

## 2. INSTALLATION

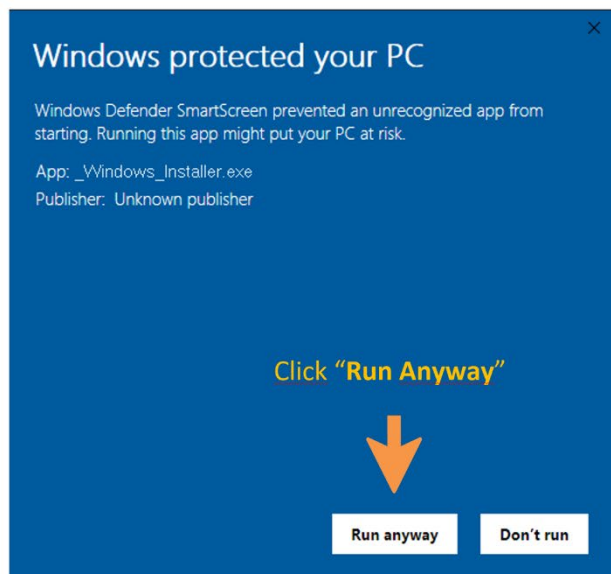
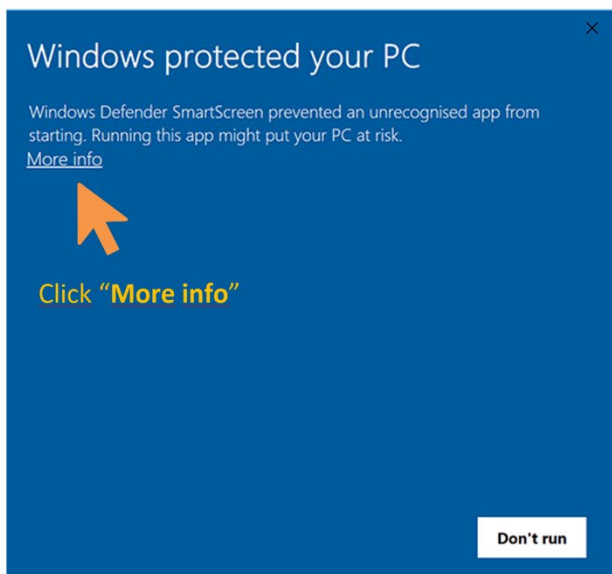
### 2.1. WINDOWS



Before installing, please uninstall the demo or previous versions. After that; unzip the package, execute the Installer.exe and follow the instructions on the screen to install the plugin to your DAW's "VST plugins" folder. The plugin should now be available the next time you start your DAW.

Format	Path
VST3	64 bit >> C:\Program Files\Common Files\VST3
	32 Bit >> C:\Program Files (x86)\Common Files\VST3
AAX	64 bit >> C:\Program Files\Common Files\Avid\Audio\Plug-Ins\NoiseAsh Audio
	32 bit >> C:\Program Files (x86)\Common Files\Avid\Audio\Plug-Ins\NoiseAsh Audio

#### Solving Possible Installation Warnings;



### 2.2. MAC



Before installing, please remove the demo or previous versions. The folder paths of the previous version is shown below. After deleting previous versions; unzip the package, just run the macOS Installer file. After installing, the plugin should now be available the next time you start your DAW.

Format	Path
VST3	/library/audio/plugin-ins/vst3
AU	/library/audio/plugin-ins/components
AAX	/library/application support/avid/plugin-ins



## 3. LICENSE ACTIVATION

### 3.1. DEMO MODE NOTICE

When the plugin is initialized firstly, there will be a “Demo mode notice” pop-up window. In this case;



- You can activate the license of your plugin with clicking “ACTIVATE LICENSE” button. Then the credits/activation page will be opened. Please see “3.2 License Activation”
- You can skip Activating plugin license and “CONTINUE WITH DEMO MODE”. In this case the Demo Notice Window won't be displayed anymore. Also there is a Close button on the left top corner - clicking this will do the same job but this time Demo Notice Window will be displayed in the next plugin initialization. In Demo Mode, the main output of the plugin will be muted briefly in every 30 seconds. Other than that, all of the plugin functions will be fully active.



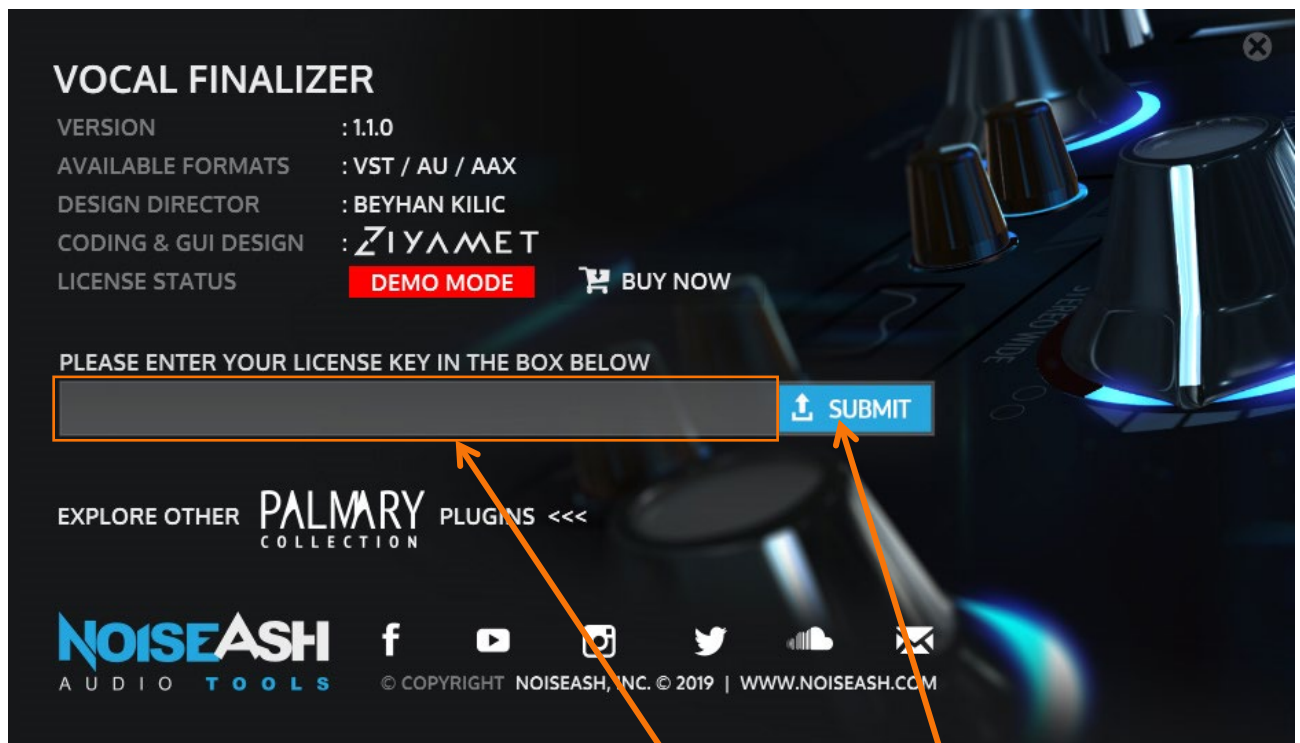
Demo Mode Notice Pop-up Window

## 3.2. LICENSE ACTIVATION

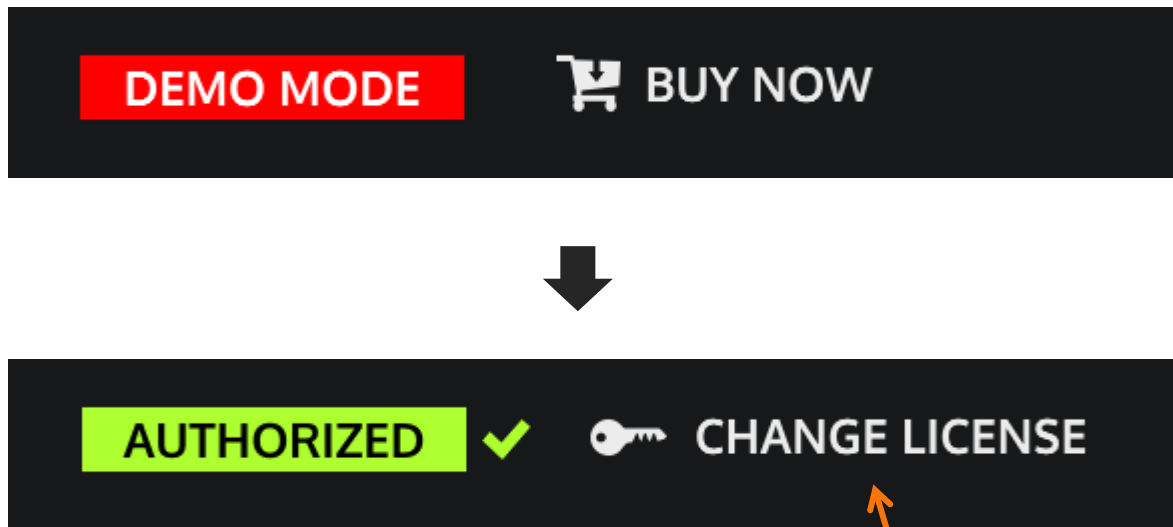
Plugin activation is held in credits page. To activate the plugin there are 3 ways;

- Press the Key icon on the top preset browser interface - 
- Press the credits page button on the plugin GUI - 
- Press “ACTIVATE LICENSE” button on the Demo Notice Pop-up Window - Please see “3.1 Demo Notice”.

All of this choices will bring the “Credits Page”.



Enter the License Key (that you get with purchase) **here** and press **Submit** button. Plugin will validate the license key with your account. After a successful License Key validation, “Demo Mode” text will turn into “Authorized” mode.



#### CHANGING SINGLE PRODUCT LICENSE TO BUNDLE LICENSE

When you purchased a bundle that contains this plugin, you need to **change your license** with the bundle license key. After applying that, you don't need to validate license keys individually for every plugin in the bundle. Just apply the Bundle License Key one plugin that is included in the bundle.

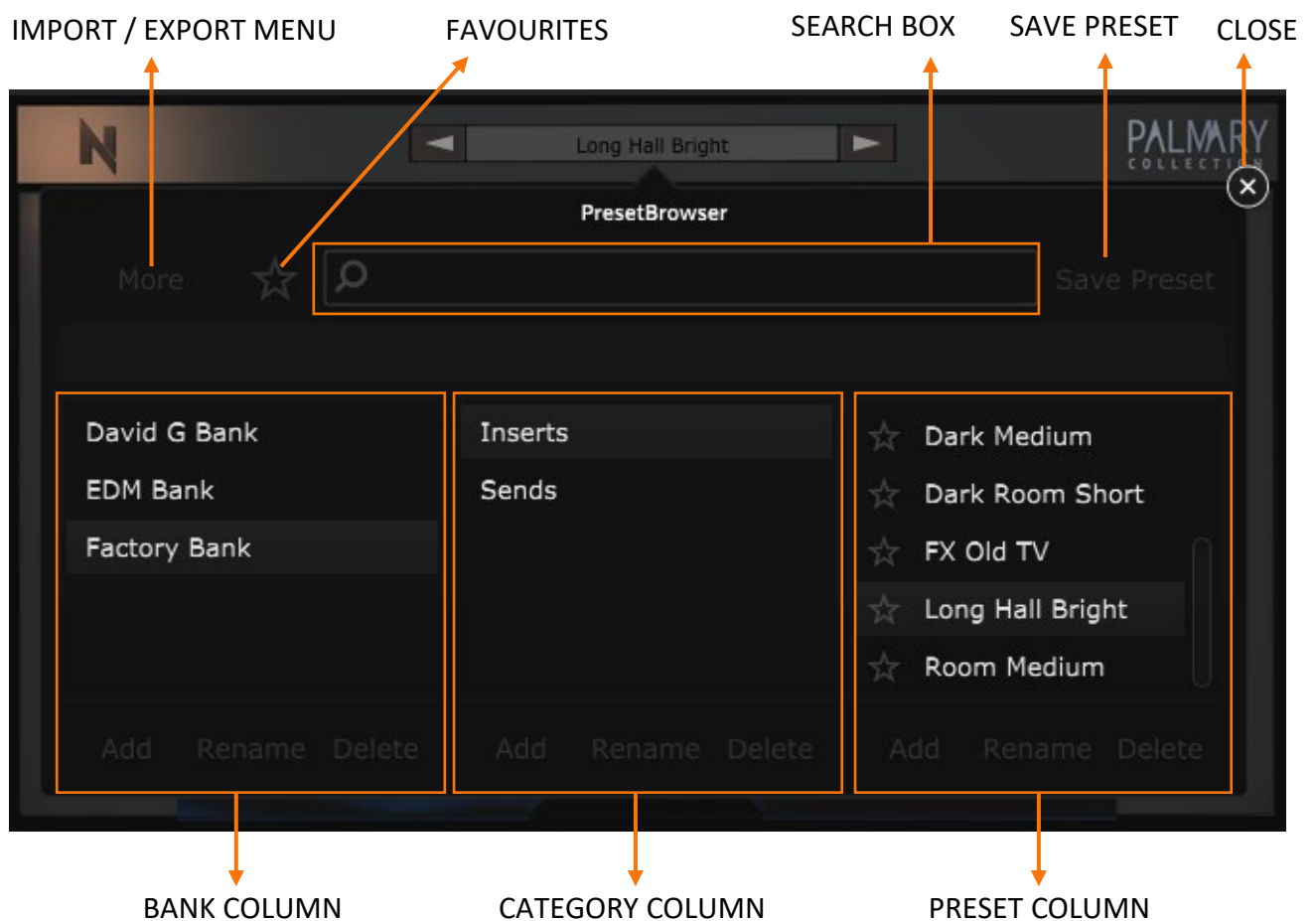
## 4. INTERFACE AND CONTROLS

### 4.1. PRESET BROWSER SYSTEM

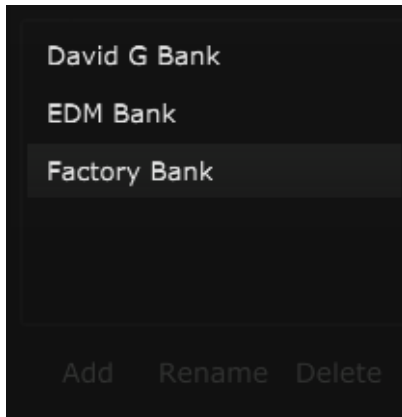
There is a useful and good looking preset browser system. The presets can be stored in different categories and they are easily accessible with a search box.



When the plugin is opened, "PRESET NAME BOX" is empty and the software will be initialized with a startup preset. To enter the preset browser system, click to "PRESET NAME BOX". A popup window will appear like below.



## BANK COLUMN



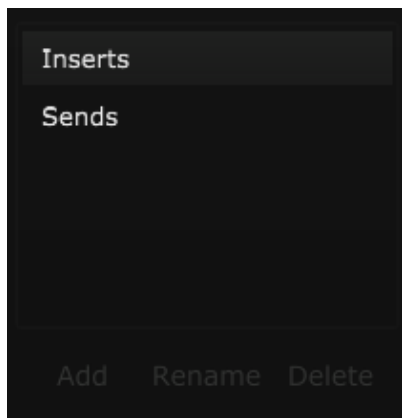
This column is for preset bank storage. It creates folders in preset folder. You can create/load as many banks as you can.

Add: Creates new preset bank folder.

Rename: Modifies preset bank name .

Delete: Deletes preset bank folder.

## CATEGORY COLUMN



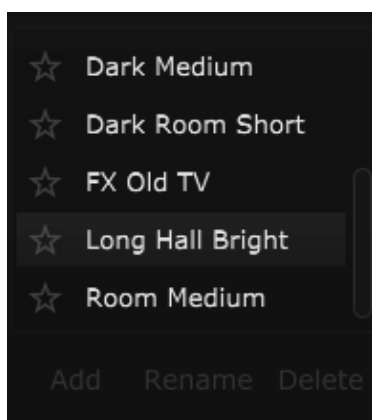
This column is for preset category storage. It creates folders in a selected bank. You can create/load as many categories as you can within a selected bank.

Add: Creates new preset category folder.

Rename: Modifies preset category name .

Delete: Deletes preset category folder.

## PRESET COLUMN



This column is for preset storage. It creates presets in a selected category. You can create/load as many presets as you can within a selected category.

With  button; any preset can be added to favourites.

Add: Creates new presets.

Rename: Modifies preset name .

Delete: Deletes preset.

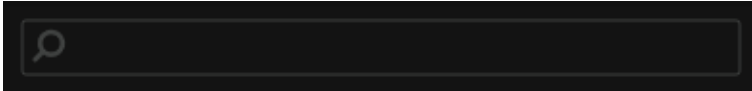
**IMPORTANT NOTE:** When plugin is opened first, "Preset name box" is empty. If you want to see the preset lists, click to Next/Previous Arrows or a row in Bank Column.

## FAVOURITES



This button brings all of the favourite presets that they had starred by user before.

## SEARCH BOX



Any preset can be searched by typing name in this box.

## SAVE PRESET



Saves / replaces the current preset. Folder path of the presets;


Platform	Path
MAC	~/Library/Application Support/NoiseAsh Audio/ <b>Plugin Name</b> /User Presets
PC	C:\Users\ <b>User Name</b> \AppData\Roaming\NoiseAsh Audio\ <b>Plugin Name</b> \User Presets

**Plugin Name** : Dedicated plugin name

**User Name** : User name in dedicated OS

## IMPORT / EXPORT MENU

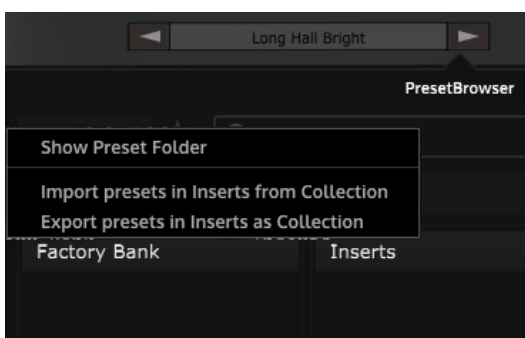


When  button is pressed, a new pop up window will appear. There are 3 options in that box.

Show Preset Folder: Opens the folder path that presets are stored in.

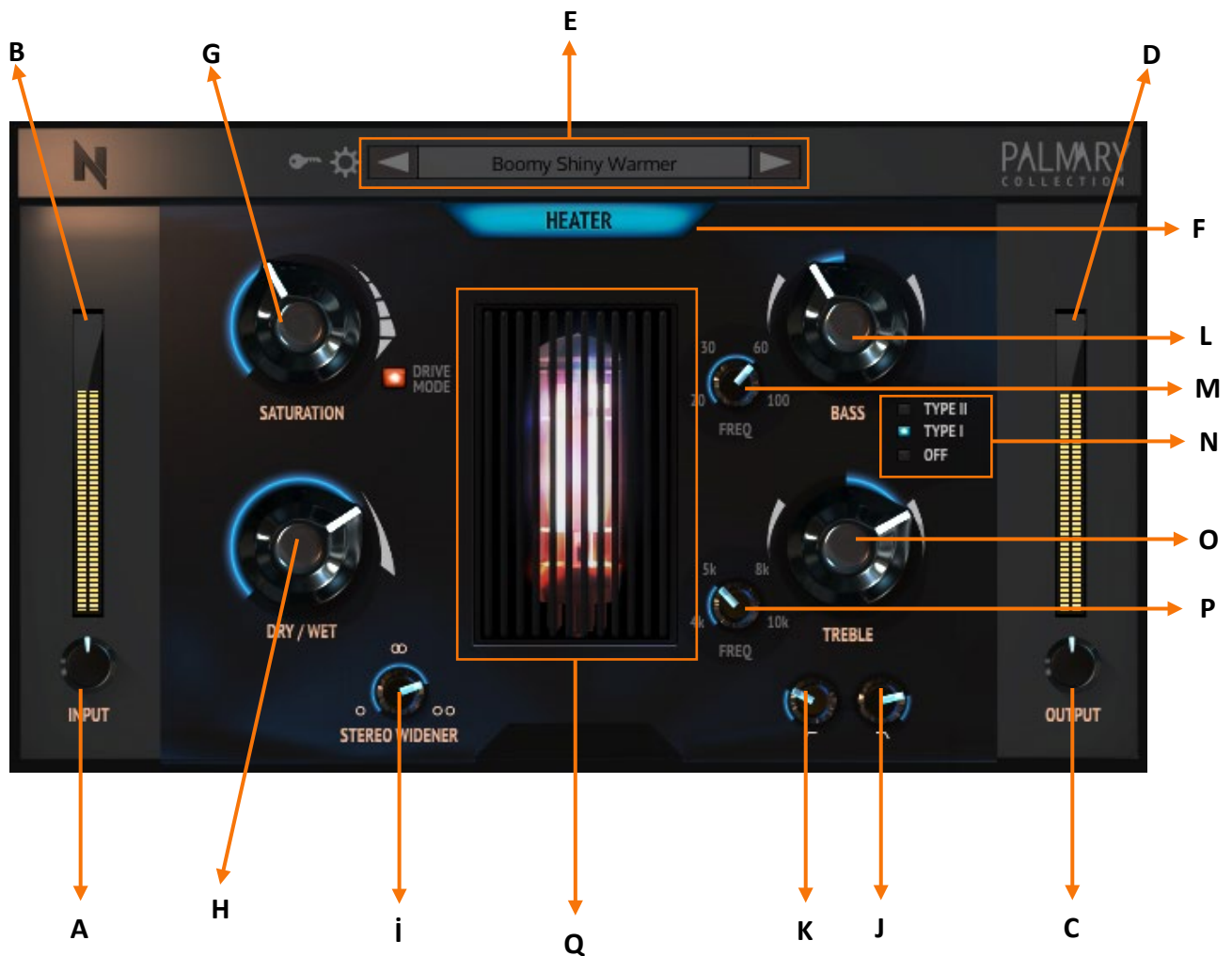
Import presets in "selected category" from collection: Imports presets from a different folder to selected category.

Export presets in "selected category" as collection: Exports presets on selected category to a different folder.



**NOTE:** If any category selected, Import / Export Menu will include selected category name. For example if we select "Inserts" category, it will look like left.

## 4.2. MAIN INTERFACE



- A. INPUT VOLUME  
Controls the main input gain amount
- B. INPUT VU METER  
Shows the main input gain amount
- C. OUTPUT VOLUME  
Controls the main output gain amount
- D. OUTPUT VU METER  
Shows the main output gain amount

E. PRESET MENU SYSTEM

Please see “4.1 Preset Browser System”.

F. CREDITS & AUTHORIZATION PAGE BUTTON

This button shows credits / license authorization page of the software. Please see “3.2 License Activation”.

G. SATURATION

Adjusts amount of the saturation. It gives a nice warm vintage saturation effect.

H. DRY / WET BALANCE

Adjusts the balance between dry (direct input) and wet (processed) signals.

I. STEREO ENHANCER

Adjusts the stereo width (from mono to full stereo).

J. LOW PASS

Low pass filter frequency value controller

K. HIGH PASS

High pass filter frequency value controller

L. BASS

Adjusts the low frequency gain of the eq.

M. BASS FREQUENCY SELECTOR

Adjusts the low frequency band selections.

N. EQ TYPE SELECTOR

Selects the EQ model.

Type I : Solid State Eq

Type II : EQP1A

O. TREBLE

Adjusts the high frequency gain of the eq.

P. TREBLE FREQUENCY SELECTOR

Adjusts the high frequency band selections.

Q. TUBE ANIMATION SCOPE

Shows a nice tube lightning animation for monitoring amount of the saturation.



### 4.3. OTHER GENERAL FEATURES



#### SHIFT + LEFT CLICK

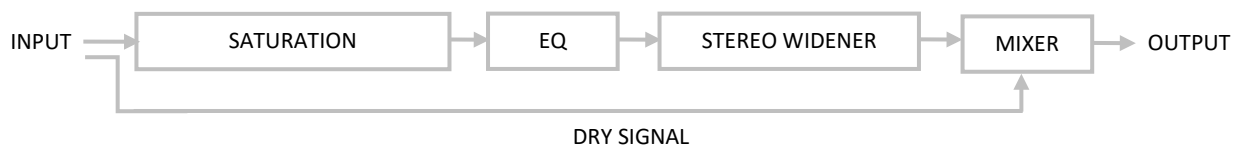
Entering a desired value manually on a knob; can be done by “Shift + Left Click” action. After entering the value, press “Enter” to exit this mode. Almost all of the knobs supports this feature.



#### MIDI LEARN

Right click on a knob and “Learn MIDI CC” box will appear. After clicking this box, you will activate the MIDI Learn feature.

### 4.4. UNIT STRUCTURE DIAGRAM



## 5. CREDITS

User Guide : Nesrin & Omar K.  
Support : [support@noiseash.com](mailto:support@noiseash.com)  
Design Director : Beyhan Kılıç

### CHECK OUT OTHER ELITE

**PALMARY**  
COLLECTION

PLUGINS @

**NOISEASH**  
AUDIO TOOLS

<https://www.noiseash.com/>

### CODING & GRAPHIC DESIGN



**ZIYAMET**

<https://www.ziyamet.com/>



COPYRIGHT © **NOISEASH, INC.** | <https://www.noiseash.com/>